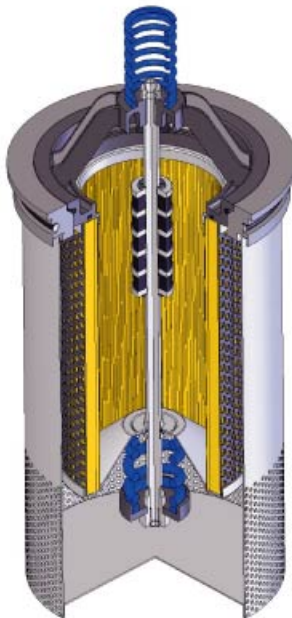




**RSC** 1MPa(10bar)

**油箱内置式  
回油过滤器**  
 Return Filters



**材料**

扩散器: 钢板

滤芯: 玻纤, 滤纸, 编织网

磁芯: 合成永磁材料

**压力 (ISO 10771-1:2002)**

滤芯爆破压力: 1 MPa (10 bar)

旁通阀设置: 150 kPa (1.5bar) +/-10%

工作温度: -25° to +110° C

**MATERIALS**

Diffuser: Zinc plated steel

Element: Inorganic Fibers, Paper, Wire Mesh

Magnetic: Syntherized magnetic material

**PRESSURE (ISO 10771-1:2002)**

Collapse, differential for the filter element:

1 MPa (10 bar)

BYPASS VALVE: Setting: 150 kPa (1.5bar) +/-10%

**WORKING TEMPERATURE:**

From -25° to +110° C

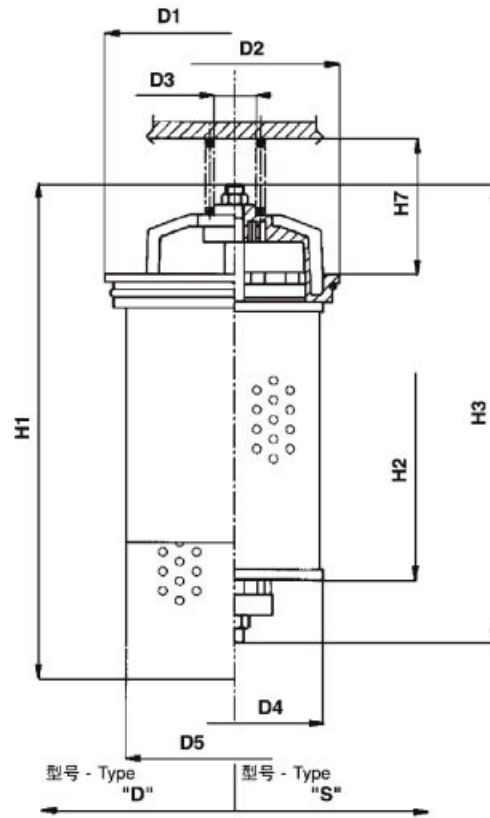
**磁芯:** 保证预先过滤铁性颗粒, 即使在旁通情况下。 **扩散器:** 保证即使在大流量冲击情况下, 回油平稳流入油箱, 减少紊流。 **由内而外过滤:** 保证所过滤下的污染物留在滤芯的内部, 随同滤芯的更换一起除去。

**Magnetic Core:** The magnetic core ensures a magnetic pre-filtration of ferrous particles, even during bypass condition.

**Diffuser:** The diffuser smooths the oil flow thus reducing turbulence inside the tank even in case of large flow rates.

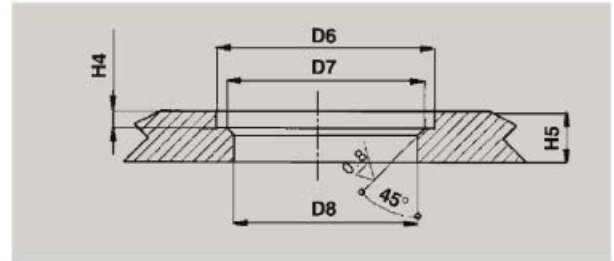
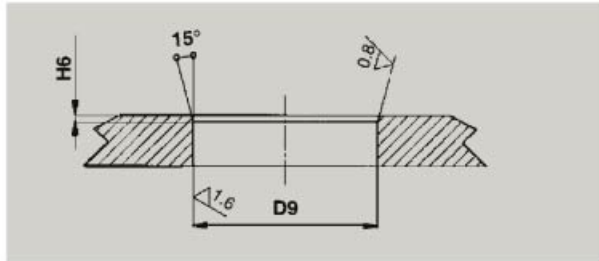
**Inside to Outside filtration:** "Inside-to-outside" filtration ensure the contaminant is retained inside the element during replacement; also filling or top up of the reservoir can be done through the filter thus avoiding the ingression of new contaminant.

外廓尺寸  
DIMENSIONAL LAYOUT



带扩散器  
with diffuser

无扩散器  
without diffusor



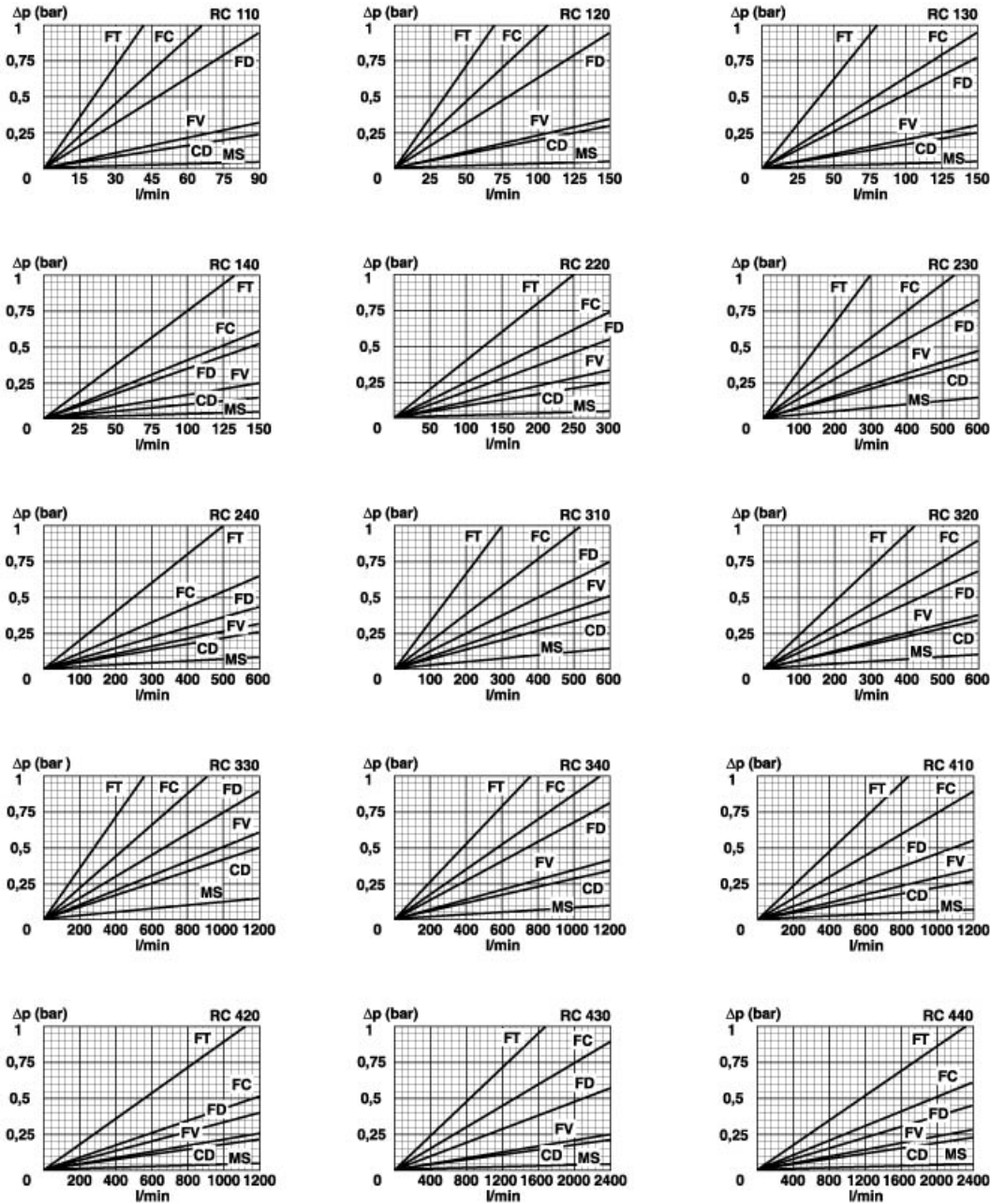
尺寸 (mm)  
Dimensions (mm)

	D1	D2	D3	D4	D5	D6	D7	D8	D9	H1	H2	H3	H4	H5	H6	H7
RSC 110	120	87	20	72	89	88	85	80	110	258	106	197	4	12	2,5	55
RSC 120										258	150	240				
RSC 130										305	200	290				
RSC 140										410	300	390				
RSC 220	155	125,5	25	106	132	126	123,5	117	145	312	190	305	5	15	2,5	78
RSC 230										382	260	375				
RSC 240										587	465	580				
RSC 310	185	150	25	126	165	151	149	139	178	365	210	351	5	18	2,5	100
RSC 320										455	290	431				
RSC 330										555	390	531				
RSC 340										645	478	619				
RSC 410	260	230	40	203	235	231	227	217	250,5	530,5	330	515	6	20	2,5	140
RSC 420										745,5	545	730				
RSC 430										1025,5	825	1010				
RSC 440										1290,5	1090	1275				

过滤器总成的压降等于壳体的压降加上清洁滤芯的压降。在选择流量时，过滤器的阻力最好小于50KPa(0.5bar)。

The "Assembly Pressure Drop ( $\Delta P$ )" is obtained by adding the pressure drop values of the Filter Housing and of the Clean Filter Element corresponding to the considered Flow Rate and it must be lower than 50KPa(0.5bar).

### 清洁滤芯压降 (玻纤, 纸和金属网) Clean Filter Element Pressure Drop with F + and C+ MS



所有压降曲线是在动力粘度30cSt、密度0.9条件下，按ISO 3968:2005由矿物油试验得到。

N.B. All the curves have been obtained with mineral oil having a kinematic viscosity 30cSt and specific gravity 0,9; according to the specification ISO 3968:2005.

